

Scaled data based on original data using
LM-79-08 Approved Method: Electrical and Photometric Measurements of Solid-
State Lighting Products

Test Report Prepared for
Cooper Lighting Solutions
(formerly Eaton)

Brand: INVUE

Report Number: P401124

Luminaire Tested: **ENT-SA1B-735-U-T4W**

Issue Date: 5/20/2020

Test Information

Test Method: LM-79-08
Report Number: P401124
TEST IS SCALED FROM IESNA LM-79-08 TEST DATA (G1-2004-754-17)
Test Lab: INNOVATION CENTER
Issue Date: 5/20/2020
Manufacturer: COOPER LIGHTING SOLUTIONS (FORMERLY EATON)
Product Line: INVUE
Catalog Number: ENT-SA1B-735-U-T4W
Description: ENTRI LED LUMINAIRE
(1) 70 CRI, 3500K, 450mA LIGHTSQUARE WITH 16 LEDS AND TYPE IV WIDE OPTICS
Light Source: -
Ballast/Driver: ELECTRONIC DRIVER

Summary

Lumens per Lamp: N/A
Luminaire Lumens: 3220 lumens
Efficiency: N/A
Efficacy: 126.8 lumens/watt
Luminous Opening: Rectangular (W 0.5' x L: 0.5' x H: 0')
IES Classification: Type IV - Short - Semi-Cutoff
BUG Rating: B1 - U0 - G1

Input Watts (W): 25.4
Input Voltage (V): NR
Input Current (Ain): NR
Voltage Rise (V): NR
Power Factor: NR
Total Harmonic Distortion (THDi): NR
Frequency (hertz): 60
Stabilization Time: NR
Operation Time: NR
Ambient Temperature (°C): NR
Test Distance: 25 FT

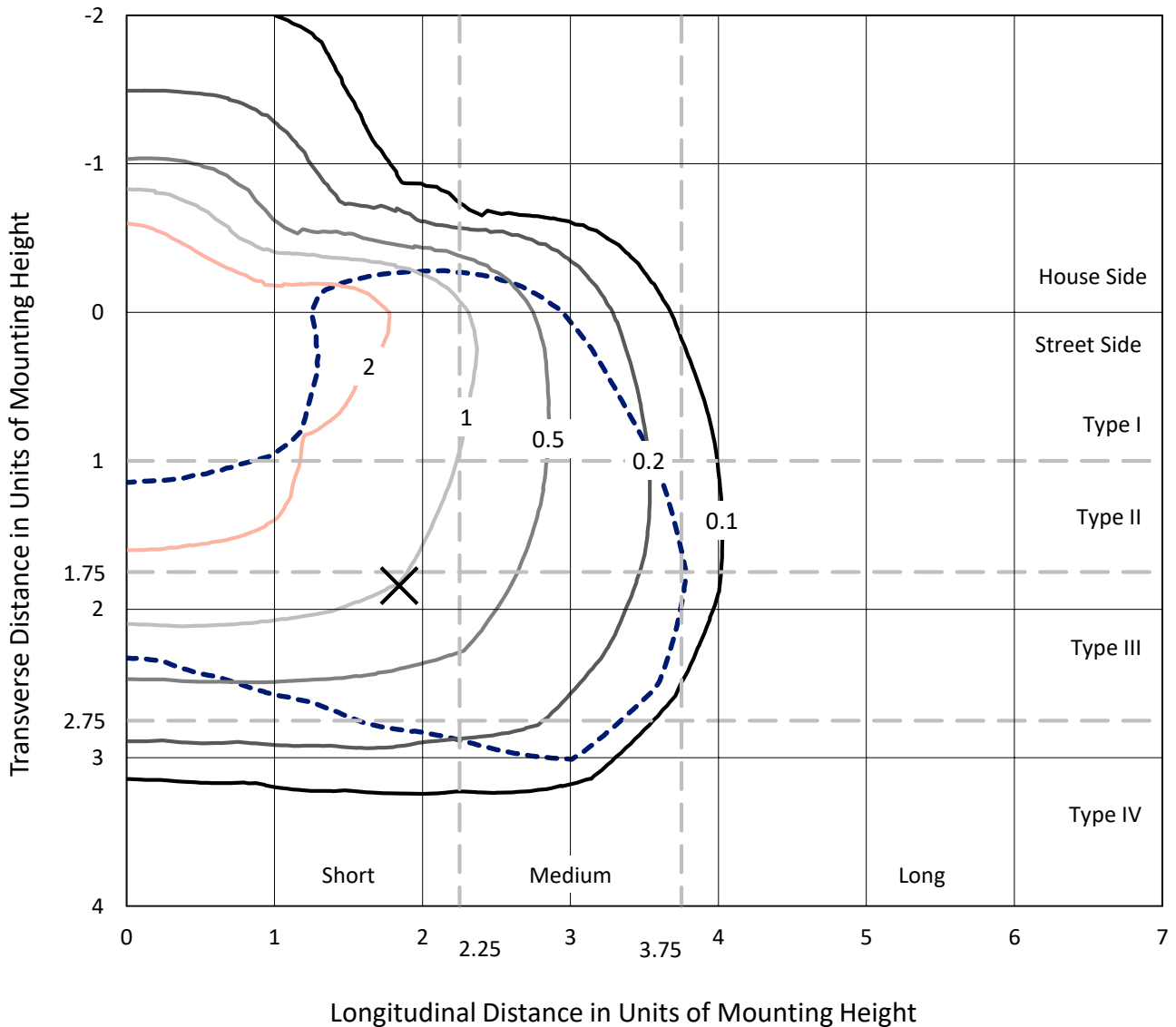


REPORT NUMBER: P401124

CATALOG NUMBER: ENT-SA1B-735-U-T4W

Iso-Footcandle Lines of Horizontal Illumination

× Max cd
 - - - 1/2 Max cd

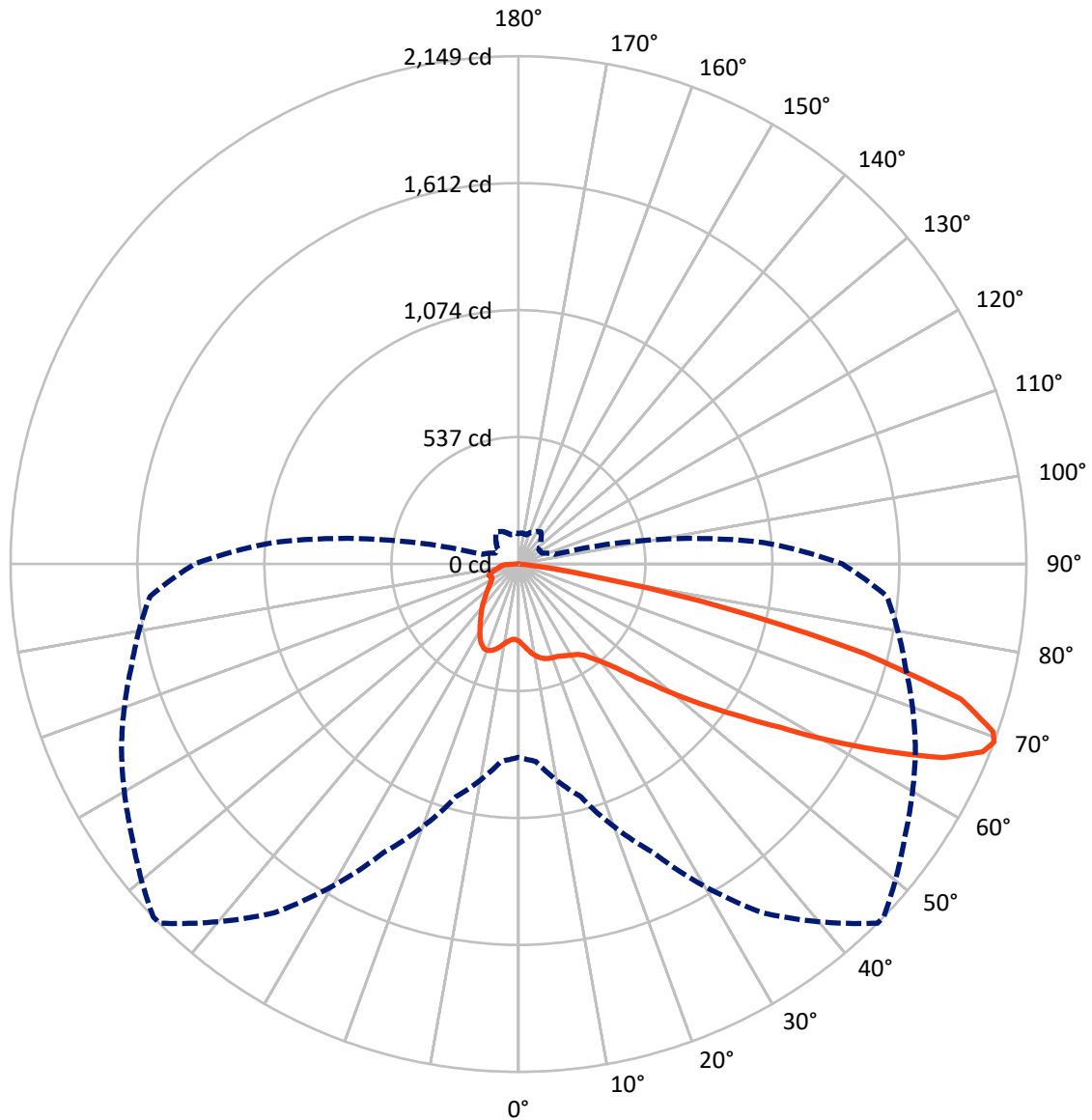


Based on 10 foot mounting height. Maximum calculated value = 4 fc
 Type IV - Short - Semi-Cutoff

REPORT NUMBER: P401124

CATALOG NUMBER: ENT-SA1B-735-U-T4W

Luminous Intensity Polar Plot



— Vertical Plane Through 45-Deg Lateral - - - Horizontal Cone Through 69-Deg Vertical

REPORT NUMBER: P401124

CATALOG NUMBER: ENT-SA1B-735-U-T4W

FLUX DISTRIBUTION:

		Downward	Upward	Total
House Side	Lumens	758.1	0.0	758.1
	% Fixture	23.5	0.0	23.5
Street Side	Lumens	2461.9	0.0	2461.9
	% Fixture	76.5	0.0	76.5
Total	Lumens	3220.0	0.0	3220.0
	% Fixture	100.0	0.0	100.0

Coefficient of Utilization

ZONAL LUMENS:

Zone	Lumens	% Fixture
0°-10°	33.3	1.0
10°-20°	110.4	3.4
20°-30°	186.5	5.8
30°-40°	269.8	8.4
40°-50°	407.4	12.7
50°-60°	686.9	21.3
60°-70°	945.0	29.3
70°-80°	523.7	16.3
80°-90°	57.0	1.8
90°-100°	0.0	0.0
100°-110°	0.0	0.0
110°-120°	0.0	0.0
120°-130°	0.0	0.0
130°-140°	0.0	0.0
140°-150°	0.0	0.0
150°-160°	0.0	0.0
160°-170°	0.0	0.0
170°-180°	0.0	0.0
0°-90°	3220.0	100.0
0°-180°	3220.0	100.0



REPORT NUMBER: P401124

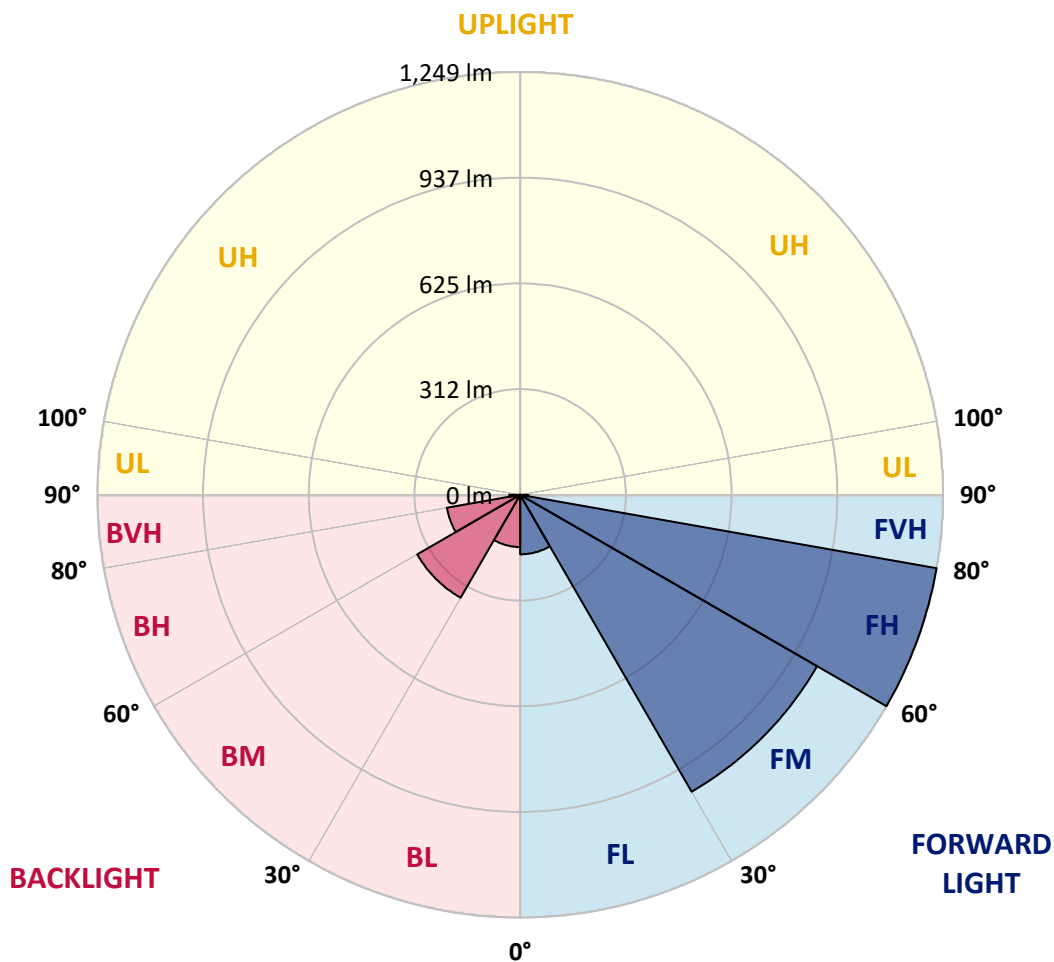
CATALOG NUMBER: ENT-SA1B-735-U-T4W

LUMINAIRE CLASSIFICATION SYSTEM LUMEN TABLE AND BUG RATING:

Zone		Lumens	% Fixture	Zone Rating/Lumen Limit		
				B	U	G
FL	(0°-30°)	175.7	5.5			
FM	(30°-60°)	1012.7	31.5			
FH	(60°-80°)	1249.0	38.8			G1/1800
FVH	(80°-90°)	24.4	0.8			G1/100
BL	(0°-30°)	154.4	4.8	B1/500		
BM	(30°-60°)	351.4	10.9	B1/1000		
BH	(60°-80°)	219.7	6.8	B1/500		G1/500
BVH	(80°-90°)	32.6	1.0			G1/100
UL	(90°-100°)	0.0	0.0		U0/0	
UH	(100°-180°)	0.0	0.0		U0/0	

BUG Rating: B1-U0-G1

Type IV Short





REPORT NUMBER: P401124

CATALOG NUMBER: ENT-SA1B-735-U-T4W

CANDELA DISTRIBUTION (FULL):

	0°	5°	15°	25°	35°	45°	46°	55°	65°	75°	85°
0°	326.8	326.8	326.8	326.8	326.8	326.8	326.8	326.8	326.8	326.8	326.8
2.5°	347.4	347.0	347.4	345.6	343.8	341.0	340.1	336.9	334.6	331.4	328.7
5°	373.1	374.4	374.0	371.7	364.4	358.9	358.9	352.0	344.7	337.8	331.4
7.5°	401.0	401.0	398.2	393.7	386.3	378.1	377.2	368.0	357.5	347.9	337.8
10°	421.1	422.1	417.9	411.5	402.4	393.7	392.8	382.2	372.2	359.8	347.4
12.5°	435.3	435.3	431.7	425.7	414.7	406.5	405.6	396.0	385.4	372.6	358.4
15°	442.6	441.7	438.5	432.1	422.5	415.6	414.3	406.0	397.3	384.5	369.4
17.5°	441.3	441.3	438.5	432.1	425.3	419.8	418.8	412.9	406.5	394.1	379.0
20°	435.3	434.9	434.0	428.9	424.3	422.1	421.1	418.4	414.3	403.7	389.6
22.5°	429.8	429.4	428.0	424.8	423.0	424.3	424.3	423.9	423.4	415.2	401.5
25°	433.0	432.6	429.8	425.3	424.8	431.2	431.7	433.0	434.0	427.1	412.9
27.5°	455.5	454.1	446.3	434.4	430.3	438.5	439.4	443.6	442.6	435.3	423.0
30°	499.4	499.9	482.5	456.8	443.1	446.8	447.2	451.8	450.4	444.5	434.4
32.5°	565.8	565.8	537.4	498.5	463.7	456.4	455.0	459.1	464.6	456.8	446.8
35°	650.0	647.7	613.4	553.4	499.0	472.9	471.9	470.1	479.7	472.4	457.8
37.5°	734.7	726.5	693.0	627.1	548.4	504.9	501.2	495.7	501.2	485.7	472.9
40°	802.9	801.5	774.1	707.2	607.0	543.8	541.1	516.8	520.5	508.1	503.1
42.5°	878.0	878.9	860.6	793.3	677.0	596.5	589.1	551.6	562.1	557.5	555.3
45°	960.4	959.5	945.7	875.2	762.6	669.7	660.5	614.3	635.8	633.1	645.9
47.5°	1023.5	1028.6	1020.8	970.9	864.2	758.5	751.6	695.3	727.8	749.8	774.1
50°	1109.6	1109.1	1088.1	1067.5	982.3	872.0	865.2	802.4	849.1	881.2	925.6
52.5°	1216.3	1212.6	1169.1	1161.8	1126.1	996.1	990.1	924.7	991.5	1019.4	1109.6
55°	1283.1	1282.6	1260.2	1273.0	1273.9	1134.3	1127.0	1068.9	1144.4	1176.4	1312.8
57.5°	1338.9	1339.4	1358.2	1403.0	1433.2	1302.3	1299.6	1228.6	1305.1	1349.9	1511.1
60°	1382.0	1391.1	1443.8	1546.3	1596.7	1516.5	1504.6	1429.6	1480.8	1498.7	1662.6
62.5°	1364.6	1376.5	1479.9	1631.0	1760.5	1743.6	1739.5	1631.0	1630.5	1621.4	1775.6
65°	1227.2	1252.9	1415.8	1627.8	1868.6	1974.3	1968.3	1821.0	1769.7	1723.9	1809.5
67.5°	1004.3	1009.8	1206.2	1503.3	1867.6	2119.4	2113.0	1959.2	1856.2	1744.0	1710.2
69°	817.6	837.7	1019.4	1345.8	1801.7	2148.7	2148.7	1997.6	1853.0	1696.0	1564.6
70°	707.2	708.1	883.5	1220.4	1712.0	2131.3	2135.4	1997.6	1826.9	1633.3	1435.5
72.5°	331.4	352.0	462.8	796.5	1382.9	1959.2	1969.3	1865.8	1675.4	1407.1	1077.1
75°	99.3	103.0	154.3	377.6	792.4	1509.2	1531.7	1552.2	1364.6	1035.9	663.3
77.5°	59.1	58.6	74.6	128.2	366.7	894.9	905.0	992.9	885.3	575.9	301.2
80°	28.8	29.8	39.8	62.3	137.3	325.0	357.5	464.2	392.3	225.2	110.3
82.5°	9.6	10.5	16.5	25.2	58.1	104.8	115.8	145.6	125.4	81.9	47.1
85°	0.0	0.0	0.5	0.9	3.2	7.8	7.8	17.4	26.1	28.8	15.6
87.5°	0.0	0.0	0.5	0.5	0.9	0.9	0.9	0.9	0.9	0.9	1.4
90°	0.0	0.0	0.0	0.0	0.0	0.0	0.0	0.0	0.0	0.0	0.0



REPORT NUMBER: P401124

CATALOG NUMBER: ENT-SA1B-735-U-T4W

CANDELA DISTRIBUTION (continued):

	90°	95°	105°	115°	125°	135°	145°	155°	165°	175°	180°
0°	326.8	326.8	326.8	326.8	326.8	326.8	326.8	326.8	326.8	326.8	326.8
2.5°	327.3	326.4	324.5	322.7	321.8	319.5	320.0	319.1	318.6	318.6	319.1
5°	328.2	326.8	324.1	322.3	320.4	319.5	321.8	322.7	323.6	323.6	324.1
7.5°	333.7	331.0	327.8	325.5	325.9	327.3	331.0	333.7	335.1	336.0	336.9
10°	342.9	339.7	335.1	334.6	335.5	339.2	344.2	348.4	352.0	354.3	354.3
12.5°	352.5	348.4	344.7	345.6	349.7	355.2	360.3	364.8	368.0	370.3	370.8
15°	363.0	358.9	355.2	357.5	364.4	370.8	375.4	377.2	378.6	380.9	381.3
17.5°	372.6	369.0	365.7	371.7	377.6	382.7	384.1	383.1	381.3	382.7	383.6
20°	382.7	379.5	377.6	384.1	388.2	388.6	385.0	380.9	376.3	376.3	376.7
22.5°	395.0	390.9	390.0	393.2	391.8	386.3	377.2	370.8	364.4	363.5	364.8
25°	406.9	402.8	402.4	400.1	388.2	374.0	361.6	354.3	349.3	349.7	352.5
27.5°	418.8	416.1	416.6	404.2	377.6	356.1	339.7	333.7	335.1	336.0	338.7
30°	430.7	430.7	432.6	404.2	363.0	331.0	315.4	314.9	318.6	321.3	324.5
32.5°	444.5	448.6	445.4	399.2	343.3	305.3	293.0	293.9	298.0	302.6	305.3
35°	457.8	467.4	458.2	387.7	316.3	282.0	271.9	270.5	273.7	277.9	279.2
37.5°	478.8	494.4	469.2	369.9	288.4	261.4	251.3	247.6	244.4	247.6	247.2
40°	515.4	534.2	477.4	340.1	261.4	242.2	231.6	224.8	217.0	210.1	210.1
42.5°	574.0	586.4	482.0	303.9	234.4	222.9	212.4	202.3	190.4	178.1	178.1
45°	669.7	672.4	483.8	265.5	209.7	203.7	192.7	183.1	167.5	155.2	152.4
47.5°	797.4	785.5	488.4	228.4	188.1	186.8	177.6	166.6	149.7	138.2	136.9
50°	969.1	917.8	508.6	198.7	170.7	172.1	165.2	152.4	136.4	128.2	126.3
52.5°	1162.2	1084.9	524.1	174.9	155.6	159.8	154.7	142.4	128.6	121.8	120.4
55°	1373.3	1245.6	520.5	158.8	144.2	148.8	146.9	136.4	124.1	118.1	116.7
57.5°	1545.4	1358.6	488.4	144.7	132.7	139.2	141.0	132.7	121.3	115.8	114.4
60°	1674.5	1420.4	422.5	132.7	123.6	131.4	136.4	130.5	120.8	117.6	116.3
62.5°	1733.1	1414.9	336.9	123.6	116.7	125.9	136.9	134.1	127.7	130.0	130.5
65°	1700.1	1345.8	252.7	116.7	112.6	126.8	144.7	144.7	135.0	139.2	139.6
67.5°	1531.2	1165.0	184.0	111.7	108.5	131.4	159.3	150.1	131.8	135.0	133.7
69°	1370.5	1042.3	157.9	108.9	105.3	133.7	165.7	151.1	128.2	131.8	128.2
70°	1252.4	931.5	141.9	106.7	103.9	133.7	167.5	150.1	126.3	129.1	125.0
72.5°	891.3	646.8	116.7	102.1	98.9	123.6	164.3	145.1	121.3	118.1	110.3
75°	518.2	357.5	99.3	97.0	87.4	108.5	156.1	139.6	116.3	110.3	104.8
77.5°	217.4	159.8	84.7	88.3	77.4	96.6	146.0	134.1	110.3	102.1	99.3
80°	88.3	79.6	70.5	76.4	67.3	85.1	134.6	125.0	101.6	93.4	89.3
82.5°	46.2	43.9	54.0	61.8	55.8	78.3	126.8	118.6	94.3	86.1	81.0
85°	13.7	18.3	30.7	42.1	42.6	70.5	123.1	109.9	81.9	71.0	70.0
87.5°	0.9	3.7	10.5	22.0	27.9	54.0	99.8	90.2	66.4	55.8	56.3
90°	0.0	0.0	0.0	0.0	0.0	0.0	0.0	0.0	0.0	0.0	0.0

(END OF REPORT)